

APPROVED DATA

TO:

Date: Dec. 9th, 2009

File No.

Description RELAY

Part No. JZC-11F-05VDC – 1Z

Approved	Reporter	Checker
Chen Peng	Huang Xianke	Xing Jianming

ZHEJIANG DONGYA ELECTRONIC CO., LTD.



TEL: (0577) 62812228 FAX: (0577) 62815722

WENGYANG INDUSTRIAL ZONE, YUEQING

325606 ZHEJIANG, CHINA Email: info@cndongya.com

Home page: www.cndongya.com

■ FEATURES

- 5A switching capability
- SPDT configuration
- Power consumption of 200mW
- Standard PCB layout
- Application: Power supply, Air-conditioning, Monitor and Security alarm system, etc...
- UL File No. E145623
- TUV File No. R50121570
- CQC File No. CQC09002033531
- Meet the EU RoHS environmental protection request

■ SPECIFICATIONS

Model No.	JZC-11F
Contact Arrangement	1H (SPDT)
Contact Material	Ag ALLOY
Contact Rating (at Resistive Load)	5A 250VAC 5A 30VDC
Max. Switching Voltage	250VAC, 30VDC
Max. Operating Power	1250VA
Max. Switching current	5A
Min. Switching Load	10mA 5VDC
Coil Rated Voltage	12VDC
Coil Rated Current	37.5mA
Pick-up Voltage	9VDC (75% Max. of nominal voltage)
Drop-out Voltage	0.6V(5% Min. of nominal voltage)
Coil Resistance	320 Ω ± 10%(at 20°C)
Contact Resistance	Max. 100m Ω (initial)
Insulation Resistance	Min. 100M Ω at 500VDC
Dielectric Strength	
Between Coil & Contact	3000VAC 50 HZ/60 HZ (1 minute)
Between Contacts	750VAC 50 HZ/60 HZ (1 minute)
Operate Time	Max.20mSec.
Release Time	Max. 10mSec.
Ambient Temperature	-40°C~+85°C
Vibration Resistance (Endurance)	1.5mm D.A. 10-55HZ
Shock Resistance	Min. 10G Uerror
Mechanical Life	10,000,000 Operations (no load)
Electrical Life	100,000 Operations (at rated load)
Weight	Approx. 4g

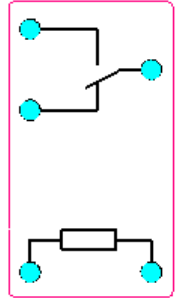
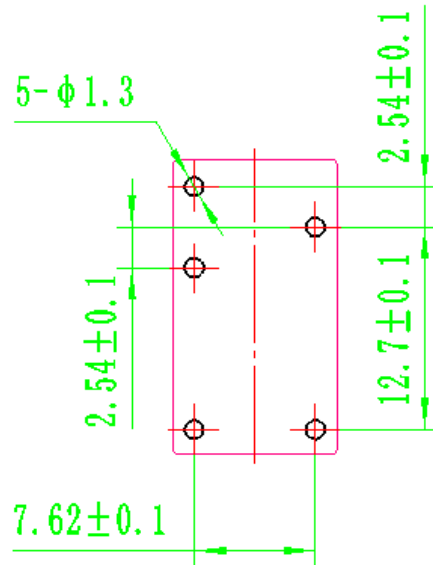
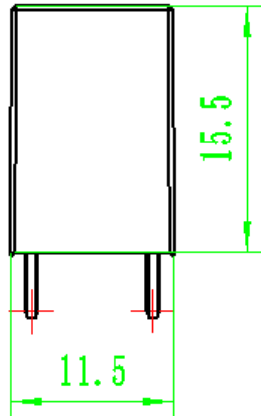
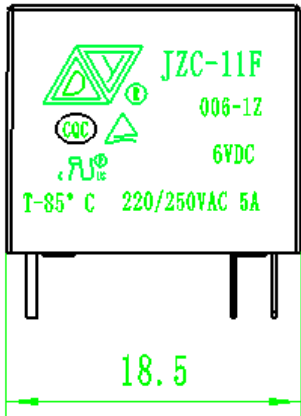
DIMENSIONS (in mm)

DRILLING PLAN (in mm)

WIRING DIAGRAM

(Bottom View)

(Bottom View)



产品图片



JZC-11F MATERIAL DESCRIPTION LIST

ITEM	DESCRIPTION	MATERIAL	UL-94
1	COVER	P.B.T	94V-0
2	BOBBIN	P.B.T	94V-0
3	BASE	P.B.T	94V-0
4	STATIONARY CONTACT	Ag ALLOY	
5	MOVABLE CONTACT	Ag ALLOY	
6	MOVABLE CONTACT ARM.	Cu ALLOY	
7	STATIONARY CONTACT ARM.	Cu ALLOY	
8	COIL TERMINAL	Cu ALLOY	
9	CORE	STEEL	
10	HEEL PIECE	STEEL	
11	ARMATURE	STEEL	
12	RESIN	EPOXY	
13	MAGNET WIRE	QA-1	

PACKINGLIST:

MODEL	QTY.	N.W.	G.W.	MEAS.
JZC-11F	2000PCS.	12KGS.	13KGS.	48x 25x 24mm